




RocketRAID 2722A

PCI-Express 2.0 x8 RAID Controller



Quick Installation Guide

v1.00

RocketRAID 2722A Kit Contents

- RAID Controller Card
- Low Profile Bracket
- Quick Installation Guide

Operating System

- Windows 7 and later
- Windows Server 2008 and later
- Linux kernel 3.10 and later
- Mac OS X 10.6 and later
- Driver embedded into Mac OS X 10.8 and later


Required Accessories

Certified cable is available directly from HighPoint and our authorized resellers. For more information, please contact our Sales Department (sales@highpoint-tech.com).

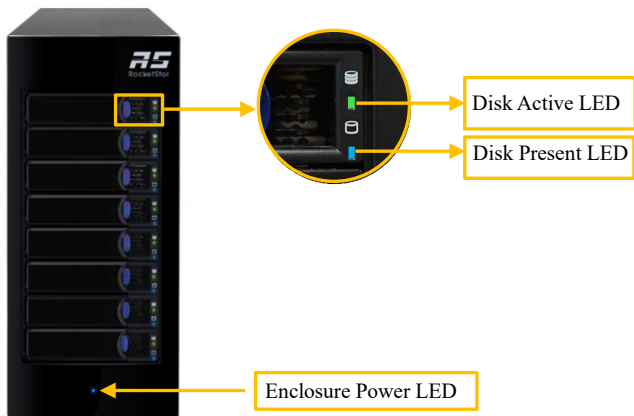
1. The RocketRAID 2722A requires two EXT-MS-1MMS **SFF-8088 to SFF-8088** cables in order to support external SATA/SAS hard drives or SSD's via the **RocketStor 6418S (RS6418S)**
2. Each SFF-8088 to SFF-8088 cable can support up to four SAS/SATA hard drives or SSD's.

RocketRAID 2722A Hardware

Front View



RS6418S Panel Layout-Front View



Disk Present LED: Solid Green

Disk Active LED: Flash Blue

Enclosure Power LED: Solid Blue



Mute Button: Mute and reset the internal enclosure alarm buzzer



External mini-SAS Connector: SFF-8088 cable connector for HBA connection

Kensington Lock Slot: Optional slot for Kensington Lock

AC Power Input: Connecting AC power cord

Power Switch: Enclosure power switch


Disk Tray



RocketRAID 2722A Hardware Installation

Note: Make sure the system is powered-off before installing the RAID Controller.


1. SFF-8088 to SFF-8088 cable connects to the SFF-8088 connector on the left side of RocketRAID 2722A;



2. The other end of the SFF-8088 to SFF-8088 connects to the RS6418S SFF-8088 connector as illustrated below (a to a, and b to b), RS6418S connects to SAS/SATA hard drives or SSD's, and connect to AC power;



The channel of the RAID Controller is displayed as follows:





3. Connect RocketRAID 2722A into the PCIe 2.0/3.0/4.0 x8 or x16 slot of the motherboard;

Optional Certified Cable & Enclosure Accessories

Device Cables

EXT-MS-1MMS



SFF-8088 to SFF-8088 cable

Length: 1M

Enclosure (External – for use with the RR2722A)

RS6418S



8-Bay SAS/SATA Tower

Enclosure

Resources

A variety of manuals, guides and FAQ's are available for RocketRAID 2722A RAID controllers. In addition, we recommend visiting the Software Downloads webpage for the latest drivers, management interfaces, and installation guides.

Software Download:

Driver, WebGUI, installation Guide:

https://www.highpoint-tech.com/USA_new/series_rr272x_configuration.htm

Other Reference / Information:

HDD&SSD Compatibility Lists, Installation Guides

https://www.highpoint-tech.com/USA_new/series_rr272x_resource.htm

Certified Accessories:

https://highpoint-tech.com/USA_new/cs-cable-sas.htm

Accessory Details for product:

https://www.highpoint-tech.com/USA_new/series_rr272x.htm

FAQ & Troubleshooting:

https://highpoint-tech.com/USA_new/support.htm

Customer Support

If you encounter any problems while utilizing the RAID controllers, or have any questions about HighPoint Technologies, Inc. products & solutions, feel free to contact our Customer Support Department.

Web Support:

<https://www.highpoint-tech.com/websupport/>

HighPoint Technologies, Inc. websites:

<https://www.highpoint-tech.com>

© Copyright 2021 HighPoint Technologies, Inc. All rights reserved.